

2-643075-4 ✓ ACTIVE

MTA 100

TE Internal #: 2-643075-4

PCB Connector Covers, Strain Relief Covers, 24 Position, .1 in [2.54 mm] Centerline, Nylon, Standard Product Profile, MTA 100

[View on TE.com >](#)



Connectors > PCB Connectors > PCB Connector Accessories > Protection & Strain Relief > PCB Connector Covers >

Nylon PCB Connector Covers: 2.54mm, MTA 100



Protection & Strain Relief Accessory Type: **Strain Relief Covers**

Number of Positions: **24**

Centerline (Pitch): **2.54 mm [.1 in]**

Primary Product Material: **Nylon**

Product Profile: **Standard**

[All Nylon PCB Connector Covers: 2.54mm, MTA 100 \(54\)](#)

## Features

### Product Type Features

Protection & Strain Relief Accessory Type	Strain Relief Covers
Product Profile	Standard

### Configuration Features

Number of Positions	24
---------------------	----

### Body Features

Primary Product Color	White
Primary Product Material	Nylon

### Housing Features

Centerline (Pitch)	2.54 mm[.1 in]
--------------------	----------------

### Usage Conditions

Compatible With IDC Installation Type Connector	Closed End
Operating Temperature Range	-40 – 85 °C[-40 – 185 °F]



### Industry Standards

UL Flammability Rating	UL 94V-2
------------------------	----------

### Product Compliance

[For compliance documentation, visit the product page on TE.com>](#)

EU RoHS Directive 2011/65/EU	Compliant
EU ELV Directive 2000/53/EC	Compliant
China RoHS 2 Directive MIIT Order No 32, 2016	No Restricted Materials Above Threshold
EU REACH Regulation (EC) No. 1907/2006	Current ECHA Candidate List: JUNE 2022 (224) Candidate List Declared Against: JUNE 2022 (224) Does not contain REACH SVHC
Halogen Content	Low Halogen - Br, Cl, F, I < 900 ppm per homogenous material. Also BFR/CFR/PVC Free
Solder Process Capability	Not applicable for solder process capability


#### Product Compliance Disclaimer

This information is provided based on reasonable inquiry of our suppliers and represents our current actual knowledge based on the information they provided. This information is subject to change. The part numbers that TE has identified as EU RoHS compliant have a maximum concentration of 0.1% by weight in homogenous materials for lead, hexavalent chromium, mercury, PBB, PBDE, DBP, BBP, DEHP, DIBP, and 0.01% for cadmium, or qualify for an exemption to these limits as defined in the Annexes of Directive 2011/65/EU (RoHS2). Finished electrical and electronic equipment products will be CE marked as required by Directive 2011/65/EU. Components may not be CE marked. Additionally, the part numbers that TE has identified as EU ELV compliant have a maximum concentration of 0.1% by weight in homogenous materials for lead, hexavalent chromium, and mercury, and 0.01% for cadmium, or qualify for an exemption to these limits as defined in the Annexes of Directive 2000/53/EC (ELV). Regarding the REACH Regulation, the information TE provides on SVHC in articles for this part number is based on the latest European Chemicals Agency (ECHA) 'Guidance on requirements for substances in articles' posted at this URL: <https://echa.europa.eu/guidance-documents/guidance-on-reach>


### Compatible Parts



TE Part # CAT-104MTA-NYLCC  
Nylon PCB Connector Covers: 2.54 mm, MTA 100



TE Part # CAT-104MTA-PVUNH  
PCB Header: Polyester, Vertical, Unshrouded, No Mating Alignment



TE Part # CAT-104MTA-NTPNR  
MTA Receptacle: Nylon, Tin Plated, 2.54 mm



TE Part # CAT-104MTA-PRUMH  
PCB Header: Polyester, Right Angle, 2.54 mm





TE Part # CAT-104MTA-PVUMH  
PCB Header: Polyester, Vertical, 2.54 mm



TE Part # CAT-104MTA-NTPMR  
Nylon Tin Plated Receptacle: 2.54 mm, with Mating Alignment, MTA 100



TE Part # 2-1375820-4  
CST-100 II HOUSING 24 POS



TE Part # CAT-104MTA-PRUSH  
PCB Header: Polyester, Right Angle, Unshrouded



TE Part # CAT-104MTA-PVBRH  
Polyester Vertical PCB Header: 2.54 mm, Breakaway, MTA 100



TE Part # CAT-104MTA-NGPNR  
Nylon Gold Plated Receptacle: 2.54 mm, no Mating Alignment




TE Part # CAT-104MTA-NGPMR  
Nylon Gold Plated Receptacle: 2.54 mm, with Mating Alignment, MTA 100




TE Part # 5-644694-4  
24P MTA100 R/A HDR RETENTIVE

## Also in the Series | MTA 100



Insertion & Extraction Tools(2)




PCB Connector Covers(107)




PCB Connector Keying(1)




PCB Headers & Receptacles(1181)



Standard Rectangular Connectors (1718)



Wire-to-Board Connector Assemblies & Housings(1)



Wire-to-Board Connector Contacts(18)

## Documents

[Product Drawings](#)  
[24P MTA100 MOLDED COVER](#)

English

[CAD Files](#)  
[3D PDF](#)  
3D  
[Customer View Model](#)



[ENG\\_CVM\\_CVM\\_2-643075-4\\_N.2d\\_dxf.zip](#)

English

**Customer View Model**

[ENG\\_CVM\\_CVM\\_2-643075-4\\_N.3d\\_igs.zip](#)

English

**Customer View Model**

[ENG\\_CVM\\_CVM\\_2-643075-4\\_N.3d\\_stp.zip](#)

English

**3D PDF**

English

**Customer View Model**

[ENG\\_CVM\\_2-643075-4\\_G.3d\\_igs.zip](#)

English

**Customer View Model**

[ENG\\_CVM\\_2-643075-4\\_G.3d\\_stp.zip](#)

English

**Customer View Model**

[ENG\\_CVM\\_2-643075-4\\_G.2d\\_dxf.zip](#)

English

By downloading the CAD file I accept and agree to the [Terms and Conditions](#) of use.

---

## Datasheets & Catalog Pages

[MTA, CST-100 II, SL-156 and AMP Economy Power \(EP\) Connectors](#)

English

---

## Product Specifications

[Product Specification](#)

English

---

## Product Environmental Compliance

[TE Material Declaration](#)

English

---

## Instruction Sheets

[Instruction Sheet \(U.S.\)](#)

English